

POTRDILO O PREGLEDU OČI (REPORT OF EYE EXAMINATION)

Ime psa (Animal registered name): THORA PUSBTAI PANDUR Spol (Gender): ♀
 Pasma (Breed): HOUNWART Št rodovnika (Registration Nb): SLR HW-000481
 Št mikročipa (Microchip Nb): 348040000010112 Tetovirna št (Tattoo Nb): 1
 Datum rojstva (Birth date): 14.10.2010 Prehodni pregledi (Previous examinations): NO / YES _____ datum (date) _____
 Lastnik (Owner): MARJETA BELIČ BLAVNIK
 Naslov (Address): LA GRANOV ST, 1251 BELGOVICA

S podpisom potrjujem, da so navedni podatki točni in se strinjam s pregledom oči ter dokumentacijo rezultatov:
 The undersigned confirms the validity of the data above and agrees with the eye examination and documentation of its results:

Podpis (Signature): [Signature]
 Datum pregleda (Examination date): 16.12.2021 Pregled v midriazi s špranjko svetilko in indirektnim oftalmoskopom
 Examined in mydriasis with slit lamp biomicroscopy and indirect ophthalmoscopy

Direktna oftalmoskopija (Direct ophthalmoscopy) Gonioskopija (Gonioscopy) Ostalo (Other): _____

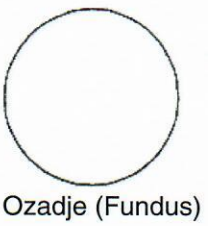
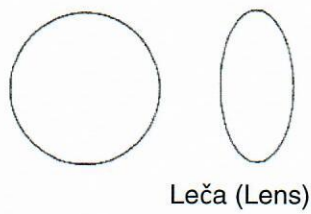
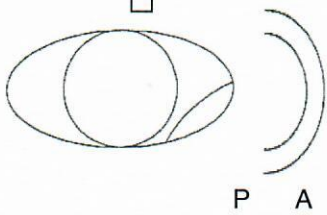
DESNO OKO (RIGHT EYE)

Prost boleznj Prizadet
 (FREE) (AFFECTED)

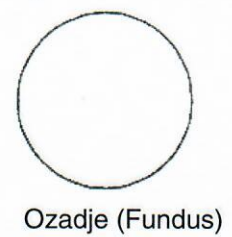
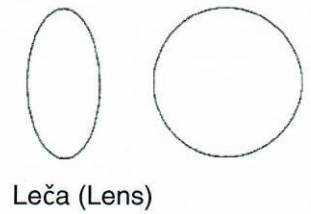
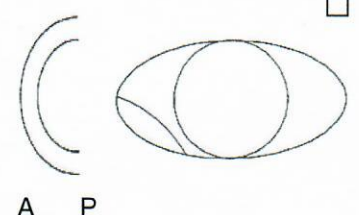
- | | | |
|-------------------------------------|--------------------------|--|
| <input checked="" type="checkbox"/> | <input type="checkbox"/> | Entropij/Trihiza (Entropion/Trichiasis) |
| <input checked="" type="checkbox"/> | <input type="checkbox"/> | Ektropij/Makroblefaron (Ectropion/Macroblepharon) |
| <input checked="" type="checkbox"/> | <input type="checkbox"/> | Distihijaza/Ektopične cilije (Distichiasis/Ectopic cilia) |
| <input checked="" type="checkbox"/> | <input type="checkbox"/> | <input type="checkbox"/> Suspected Distrofija roženice (Corneal dystrophy) <input type="checkbox"/> Suspected |
| <input type="checkbox"/> | <input type="checkbox"/> | Displazija pektinoznega ligamenta (Displastic ligamentum pectinatum)
<input type="checkbox"/> Fibrae latte <input type="checkbox"/> Laminae <input type="checkbox"/> Oclussio |
| <input checked="" type="checkbox"/> | <input type="checkbox"/> | Perzistentne pupilarne membrane (Persistent pupillary membranes)
<input type="checkbox"/> Iris <input type="checkbox"/> Cornea <input type="checkbox"/> Lens <input type="checkbox"/> Laminae |
| <input checked="" type="checkbox"/> | <input type="checkbox"/> | <input type="checkbox"/> Suspected Katarakta (Cataract) <input type="checkbox"/> Suspected
<input type="checkbox"/> Cortical <input type="checkbox"/> Posterior polar <input type="checkbox"/> Nuclear <input type="checkbox"/> Sutures <input type="checkbox"/> Punctate |
| <input checked="" type="checkbox"/> | <input type="checkbox"/> | Primarna luksacija leče (Primary lens luxation) |
| <input checked="" type="checkbox"/> | <input type="checkbox"/> | PHPV/PTVL <input type="checkbox"/> Grade 1 <input type="checkbox"/> Grade 2-6 |
| <input checked="" type="checkbox"/> | <input type="checkbox"/> | <input type="checkbox"/> Suspected Retinalna displazija (Retinal dysplasia) <input type="checkbox"/> Suspected
<input type="checkbox"/> (Multi)focal <input type="checkbox"/> Geographic <input type="checkbox"/> Total/Detached |
| <input checked="" type="checkbox"/> | <input type="checkbox"/> | Collie Eye Anomaly (CEA)
<input type="checkbox"/> Choroidal hypoplasia <input type="checkbox"/> Coloboma <input type="checkbox"/> Other |
| <input checked="" type="checkbox"/> | <input type="checkbox"/> | <input type="checkbox"/> Suspected Retinalna distrofija (Retinal dystrophy) / PRA <input type="checkbox"/> Suspected |
| <input checked="" type="checkbox"/> | <input type="checkbox"/> | Hipoplazija papile vidnega živca/Mikropapilla (ONH hypoplasia/Micropapilla)
<input type="checkbox"/> Suspected Ostalo (Other) Suspected <input type="checkbox"/> |

LEVO OKO (LEFT EYE)
 Prost boleznj Prizadet
 (FREE) (AFFECTED)

- | | | |
|-------------------------------------|--------------------------|--|
| <input checked="" type="checkbox"/> | <input type="checkbox"/> | Entropij/Trihiza (Entropion/Trichiasis) |
| <input checked="" type="checkbox"/> | <input type="checkbox"/> | Ektropij/Makroblefaron (Ectropion/Macroblepharon) |
| <input checked="" type="checkbox"/> | <input type="checkbox"/> | Distihijaza/Ektopične cilije (Distichiasis/Ectopic cilia) |
| <input checked="" type="checkbox"/> | <input type="checkbox"/> | <input type="checkbox"/> Suspected Distrofija roženice (Corneal dystrophy) <input type="checkbox"/> Suspected |
| <input type="checkbox"/> | <input type="checkbox"/> | Displazija pektinoznega ligamenta (Displastic ligamentum pectinatum)
<input type="checkbox"/> Fibrae latte <input type="checkbox"/> Laminae <input type="checkbox"/> Oclussio |
| <input checked="" type="checkbox"/> | <input type="checkbox"/> | Perzistentne pupilarne membrane (Persistent pupillary membranes)
<input type="checkbox"/> Iris <input type="checkbox"/> Cornea <input type="checkbox"/> Lens <input type="checkbox"/> Laminae |
| <input checked="" type="checkbox"/> | <input type="checkbox"/> | <input type="checkbox"/> Suspected Katarakta (Cataract) <input type="checkbox"/> Suspected
<input type="checkbox"/> Cortical <input type="checkbox"/> Posterior polar <input type="checkbox"/> Nuclear <input type="checkbox"/> Sutures <input type="checkbox"/> Punctate |
| <input checked="" type="checkbox"/> | <input type="checkbox"/> | Primarna luksacija leče (Primary lens luxation) |
| <input checked="" type="checkbox"/> | <input type="checkbox"/> | PHPV/PTVL <input type="checkbox"/> Grade 1 <input type="checkbox"/> Grade 2-6 |
| <input checked="" type="checkbox"/> | <input type="checkbox"/> | <input type="checkbox"/> Suspected Retinalna displazija (Retinal dysplasia) <input type="checkbox"/> Suspected
<input type="checkbox"/> (Multi)focal <input type="checkbox"/> Geographic <input type="checkbox"/> Total/Detached |
| <input checked="" type="checkbox"/> | <input type="checkbox"/> | Collie Eye Anomaly (CEA)
<input type="checkbox"/> Choroidal hypoplasia <input type="checkbox"/> Coloboma <input type="checkbox"/> Other |
| <input checked="" type="checkbox"/> | <input type="checkbox"/> | <input type="checkbox"/> Suspected Retinalna distrofija (Retinal dystrophy) / PRA <input type="checkbox"/> Suspected |
| <input checked="" type="checkbox"/> | <input type="checkbox"/> | Hipoplazija papile vidnega živca/Mikropapilla (ONH hypoplasia/Micropapilla)
<input type="checkbox"/> Suspected Ostalo (Other) Suspected <input type="checkbox"/> |



Komentar (comments):



Pregled opravil (examined by): Tadej Zemljic, dr. vet. med.
 Diplomate ECVO

Pregled opravljen (examined at): 0A27, LUDOVIANA, 16.12.2021